















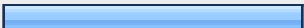



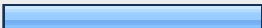














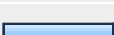

Trends in Hazmat/WMD Training 2009

1. Currently, what most often determines the frequency of your training?			
		Response Percent	Response Count
Budget		43.5%	50
How many need training		27.0%	31
New group		13.0%	15
New issue		15.7%	18
Regular schedule		50.4%	58
Other (please specify)		9.6%	11
		<i>answered question</i>	115
		<i>skipped question</i>	1




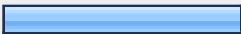


2. Currently what sources of funding are you using to support your training? Check all that apply.			
		Response Percent	Response Count
Homeland Security grants		47.0%	54
Federal grants other than Homeland Security		21.7%	25
Local budget		57.4%	66
Private sector		18.3%	21
State budget		20.9%	24
State grants		15.7%	18
Other (please specify)		9.6%	11
		<i>answered question</i>	115
		<i>skipped question</i>	1

3. What methods do you currently use to deliver training? Check all that apply.


		Response Percent	Response Count
Books		46.6%	54
Classes/seminars outside your organization		71.6%	83
Computer-based training		45.7%	53
Conferences		45.7%	53
Instructor-led in the classroom		92.2%	107
Instructor-led in the field		75.9%	88
On the job		54.3%	63
Outside consultants and trainers		39.7%	46
Tabletop models		33.6%	39
Web-based training		36.2%	42
Other (please specify)		7.8%	9
		<i>answered question</i>	116
		<i>skipped question</i>	0

4. What kinds of training aids are you currently using? Check all that apply.			
		Response Percent	Response Count
CD-Roms		62.9%	73
DVDs		81.0%	94
Overhead transparencies		6.9%	8
PowerPoints		94.8%	110
Slides		7.8%	9
Simulations		53.4%	62
Videocassettes		15.5%	18
Video games		5.2%	6
Video on demand		6.0%	7
Webinars		16.4%	19
Other (please specify)		6.0%	7
		<i>answered question</i>	116
		<i>skipped question</i>	0




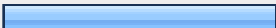







5. In the future, what do you think will most often determine the frequency of your training? Select all that apply.













		Response Percent	Response Count
Budget		65.5%	72
How many need training		32.7%	36
New group		17.3%	19
New issue		36.4%	40
Regular schedule		45.5%	50
Other (please specify)		12.7%	14
		answered question	110
		skipped question	6

6. In the future, what sources of funding do you think will be used to support training? Select all that apply.

		Response Percent	Response Count
Homeland Security grants		56.4%	62
Federal grants other than homeland security		35.5%	39
Local budgets		61.8%	68
Private sector		23.6%	26
State budget		27.3%	30
State grants		23.6%	26
Other (please specify)		7.3%	8
		answered question	110
		skipped question	6

7. In the future, what will be the most important methods used to deliver training? Select all that apply.

		Response Percent	Response Count
Books		22.7%	25
Classes/seminars outside your organization		54.5%	60
Computer-based training		60.9%	67
Conferences		41.8%	46
Instructor-led in the classroom		80.0%	88
Instructor-led in the field		79.1%	87
On the job		42.7%	47
Outside consultants and trainers		32.7%	36
Tabletop models		31.8%	35
Web-based training		50.0%	55
Other (please specify)		4.5%	5
		<i>answered question</i>	110
		<i>skipped question</i>	6

8. In the future, what kinds of training aids do you think will be preferred?			
		Response Percent	Response Count
CD-Roms		30.0%	33
DVDs		75.5%	83
Overhead transparencies		0.9%	1
PowerPoints		71.8%	79
Slides		1.8%	2
Simulations		70.9%	78
Videocassettes		3.6%	4
Video games		16.4%	18
Video on demand		17.3%	19
Virtual reality		58.2%	64
Webinars		28.2%	31
Other (please specify)		6.4%	7
		<i>answered question</i>	110
		<i>skipped question</i>	6

9. Please rate the importance of each of the following training topics in five to ten years.



















	Extremely important	Very important	Moderately important	Somewhat important	Not at all important	Rating Average	Response Count
Alternative fuels	26.7% (28)	28.6% (30)	21.9% (23)	19.0% (20)	3.8% (4)	3.55	
Air monitoring	41.3% (43)	36.5% (38)	15.4% (16)	4.8% (5)	1.9% (2)	4.11	
Awareness training	20.0% (21)	34.3% (36)	29.5% (31)	15.2% (16)	1.0% (1)	3.57	
Biological weapons	22.1% (23)	32.7% (34)	30.8% (32)	9.6% (10)	4.8% (5)	3.58	
Bloodborne pathogens	17.9% (19)	34.0% (36)	31.1% (33)	13.2% (14)	3.8% (4)	3.49	
Bomb threats	23.3% (24)	32.0% (33)	34.0% (35)	8.7% (9)	1.9% (2)	3.66	
Chemical weapons	26.0% (27)	34.6% (36)	27.9% (29)	7.7% (8)	3.8% (4)	3.71	
Class B fires	10.8% (11)	38.2% (39)	39.2% (40)	8.8% (9)	2.9% (3)	3.45	
Command level training	35.2% (37)	47.6% (50)	11.4% (12)	5.7% (6)	0.0% (0)	4.12	
Confined space entry	14.7% (15)	35.3% (36)	37.3% (38)	11.8% (12)	1.0% (1)	3.51	
Crime scene operations	17.1% (18)	21.0% (22)	40.0% (42)	17.1% (18)	4.8% (5)	3.29	
Decontamination	33.3% (35)	36.2% (38)	26.7% (28)	2.9% (3)	1.0% (1)	3.98	
Defensive measures	21.9% (23)	32.4% (34)	40.0% (42)	5.7% (6)	0.0% (0)	3.70	
Environmental protection	14.4% (15)	31.7% (33)	40.4% (42)	11.5% (12)	1.9% (2)	3.45	
EOC operations	14.6% (15)	37.9% (39)	36.9% (38)	6.8% (7)	3.9% (4)	3.52	
Explosive and incendiary weapons	22.1% (23)	39.4% (41)	26.9% (28)	6.7% (7)	4.8% (5)	3.67	













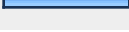







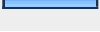





Hazmat chemistry	24.0% (25)	42.3% (44)	26.9% (28)	6.7% (7)	0.0% (0)	3.84
Hazmat containers	21.2% (22)	38.5% (40)	33.7% (35)	6.7% (7)	0.0% (0)	3.74
Hazmat during flooding events	15.7% (16)	25.5% (26)	41.2% (42)	15.7% (16)	2.0% (2)	3.37
Hazmat investigation	15.5% (16)	28.2% (29)	38.8% (40)	14.6% (15)	2.9% (3)	3.39
Hazmat security	21.0% (22)	30.5% (32)	27.6% (29)	18.1% (19)	2.9% (3)	3.49
Homemade explosives	31.1% (32)	32.0% (33)	25.2% (26)	6.8% (7)	4.9% (5)	3.78
IEDs and VBIEDs	29.1% (30)	34.0% (35)	24.3% (25)	7.8% (8)	4.9% (5)	3.75
Illicit drug labs	23.1% (24)	36.5% (38)	30.8% (32)	3.8% (4)	5.8% (6)	3.67
Incident action planning	23.8% (25)	49.5% (52)	21.9% (23)	4.8% (5)	0.0% (0)	3.92
Incident Command System	30.2% (32)	43.4% (46)	21.7% (23)	4.7% (5)	0.0% (0)	3.99
Intelligence gathering	20.4% (21)	28.2% (29)	29.1% (30)	17.5% (18)	4.9% (5)	3.42
Leak and spill control	24.8% (26)	40.0% (42)	32.4% (34)	2.9% (3)	0.0% (0)	3.87
Mass decon	20.8% (22)	34.0% (36)	28.3% (30)	15.1% (16)	1.9% (2)	3.57
Mission specific competencies	26.9% (28)	42.3% (44)	20.2% (21)	7.7% (8)	2.9% (3)	3.83
Nano-particles	10.7% (11)	20.4% (21)	29.1% (30)	27.2% (28)	12.6% (13)	2.89
National Incident Management System	20.2% (21)	33.7% (35)	29.8% (31)	14.4% (15)	1.9% (2)	3.56
Nuclear weapons	11.7% (12)	16.5% (17)	35.9% (37)	26.2% (27)	9.7% (10)	2.94










Oil spill response	10.6% (11)	29.8% (31)	43.3% (45)	13.5% (14)	2.9% (3)	3.32	
Operations level training	21.9% (23)	38.1% (40)	32.4% (34)	7.6% (8)	0.0% (0)	3.74	
Pipelines	9.6% (10)	20.2% (21)	47.1% (49)	18.3% (19)	4.8% (5)	3.12	
Pandemic response	17.3% (18)	37.5% (39)	28.8% (30)	13.5% (14)	2.9% (3)	3.53	
Personal protective equipment	34.0% (36)	40.6% (43)	20.8% (22)	4.7% (5)	0.0% (0)	4.04	
Protective actions	25.0% (26)	45.2% (47)	24.0% (25)	4.8% (5)	1.0% (1)	3.88	
Radiological weapons	17.5% (18)	35.9% (37)	32.0% (33)	8.7% (9)	5.8% (6)	3.50	
Reference sources	17.8% (18)	42.6% (43)	28.7% (29)	7.9% (8)	3.0% (3)	3.64	
Respiratory protection	34.9% (37)	34.9% (37)	24.5% (26)	4.7% (5)	0.9% (1)	3.98	
Right to know	10.8% (11)	21.6% (22)	41.2% (42)	22.5% (23)	3.9% (4)	3.13	
Risk assessment	21.2% (22)	47.1% (49)	26.9% (28)	3.8% (4)	1.0% (1)	3.84	
Sampling	22.3% (23)	39.8% (41)	31.1% (32)	2.9% (3)	3.9% (4)	3.74	
Suicide bombings	20.4% (21)	23.3% (24)	31.1% (32)	18.4% (19)	6.8% (7)	3.32	
Suspicious powders	20.6% (21)	31.4% (32)	32.4% (33)	10.8% (11)	4.9% (5)	3.52	
Tank truck rollovers	13.7% (14)	36.3% (37)	41.2% (42)	6.9% (7)	2.0% (2)	3.53	
Technician level training	39.0% (41)	41.0% (43)	17.1% (18)	1.0% (1)	1.9% (2)	4.14	
Terrorist labs	20.4% (21)	32.0% (33)	27.2% (28)	14.6% (15)	5.8% (6)	3.47	
Toxicology	25.2% (26)	31.1% (32)	33.0% (34)	7.8% (8)	2.9% (3)	3.68	

Waste management	11.8% (12)	20.6% (21)	42.2% (43)	19.6% (20)	5.9% (6)	3.13
Others (please specify up to six topics)						
<i>answered question</i>						
<i>skipped question</i>						

10. From this list, please select the five (5) training topics you believe will be most important in training hazmat responders in five years.

		Response Percent	Response Count
Alternative fuels		26.4%	28
Air monitoring		40.6%	43
Awareness training		7.5%	8
Biological weapons		23.6%	25
Bloodborne pathogens		3.8%	4
Bomb threats		5.7%	6
Chemical weapons		24.5%	26
Class B fires		7.5%	8
Command level training		25.5%	27
Confined space entry		6.6%	7
Crime scene operations		8.5%	9
Decontaminatnion		23.6%	25
Defensive measures		3.8%	4
Environmental protection		7.5%	8
EOC operations		8.5%	9
Explosive and incendiary weapons		15.1%	16
Hazmat chemistry		23.6%	25
Hazmat containers		11.3%	12

Hazmat during flooding events		9.4%	10
Hazmat investigation		3.8%	4
Hazmat security		5.7%	6
Homeland security		10.4%	11
Homemade explosives		13.2%	14
IEDs & VBIEDs		17.0%	18
Illicit drug labs		9.4%	10
Incident action planning		13.2%	14
Incident Command System		9.4%	10
Intelligence gathering		7.5%	8
Leak and spill control		10.4%	11
Mass decon		4.7%	5
Mission specific competencies		18.9%	20
Nano-particles		0.9%	1
National Incident Management System		8.5%	9
Nuclear weapons		5.7%	6
Oil spill response		4.7%	5
Operations level training		9.4%	10
Pipelines		1.9%	2
Pandemic response		13.2%	14
Personal protective equipment		14.2%	15
Protective actions		8.5%	9
Radiological weapons		8.5%	9
Reference sources		4.7%	5
Respiratory protection		9.4%	10
Right to know		0.9%	1

Risk assessment		13.2%	14
Sampling		5.7%	6
Suicide bombings		3.8%	4
Suspicious powders		2.8%	3
Tank truck rollovers		4.7%	5
Technician level training		31.1%	33
Terrorist labs		8.5%	9
Toxicology		5.7%	6
Waste management		0.9%	1
Others (please specify up to 5 topics)			1
answered question			106
skipped question			10

11. Will any of the following new millenium technologies affect the way your organization communicates and conduct training in the future?								
	Extremely important	Very important	Moderately important	Somewhat important	Not at all important	Rating Average	Response Count	
Facebook	2.0% (2)	6.9% (7)	19.8% (20)	26.7% (27)	44.6% (45)	1.95		
Helmet cameras	3.9% (4)	18.4% (19)	38.8% (40)	20.4% (21)	18.4% (19)	2.69		
Message boards	8.7% (9)	9.7% (10)	38.8% (40)	26.2% (27)	16.5% (17)	2.68		
My Space	1.0% (1)	3.0% (3)	16.8% (17)	31.7% (32)	47.5% (48)	1.78		
Smart phones	12.6% (13)	29.1% (30)	27.2% (28)	15.5% (16)	15.5% (16)	3.08		
Twitter	2.0% (2)	5.9% (6)	21.8% (22)	30.7% (31)	39.6% (40)	2.00		
User groups	11.5% (12)	25.0% (26)	34.6% (36)	18.3% (19)	10.6% (11)	3.09		
Webinars	12.6% (13)	35.0% (36)	31.1% (32)	12.6% (13)	8.7% (9)	3.30		
Comments on this topic are particularly welcome								
							answered question	
							skipped question	

12. E-mail		
		Response Count
		88
	answered question	88
	skipped question	28